



BOARD OF TRUSTEES

Academic Affairs

Ontario S. Wooden, Ph.D.

Provost and Vice Chancellor for Academic Affairs

March 20, 2025



NC Central
UNIVERSITY



WHERE PURPOSE TAKES FLIGHT



- **Spring 2025 Enrollment Update**
- **Research and Sponsored Programs**
 - Deepak Kumar, Ph.D, Associate Provost and Dean of Research and Sponsored Programs
- **Approved Waivers for Programs Over 120 Credit Hours**
- **Peer Institutions Study**
- **NCCU Promotion and Tenure Workflow**
- **Action Items – Closed Session**





BOARD OF TRUSTEES

Spring 2025 Enrollment Update



NC Central
UNIVERSITY

UNC System Spring Enrollment

Campus	Spring 2024	Spring 2025	% Difference
ASU	19,859	20,291	2.18
ECSU	1,852	1,990	7.45
ECU	24,738	24,885	0.59
FSU	6,387	6,681	4.60
NCSU	35,574	36,719	3.22
NCAT	13,629	13,115	-3.77
NCCU	7,094	8,056	13.56
UNCA	2,749	2,801	1.89
UNCC	28,464	29,065	2.11
UNC-CH	31,258	31,118	-0.45
UNCG	16,793	17,012	1.30
UNCP	6,923	7,007	1.21
UNCSA	1,057	1,094	3.50
UNCW	16,990	17,835	4.97
WCU	10,746	10,932	1.73
WSSU	4,317	4,439	2.83

NCCU achieved the highest percentage increase among all UNC System institutions for Spring 2025.

NCCU BOARD OF TRUSTEES MEETING

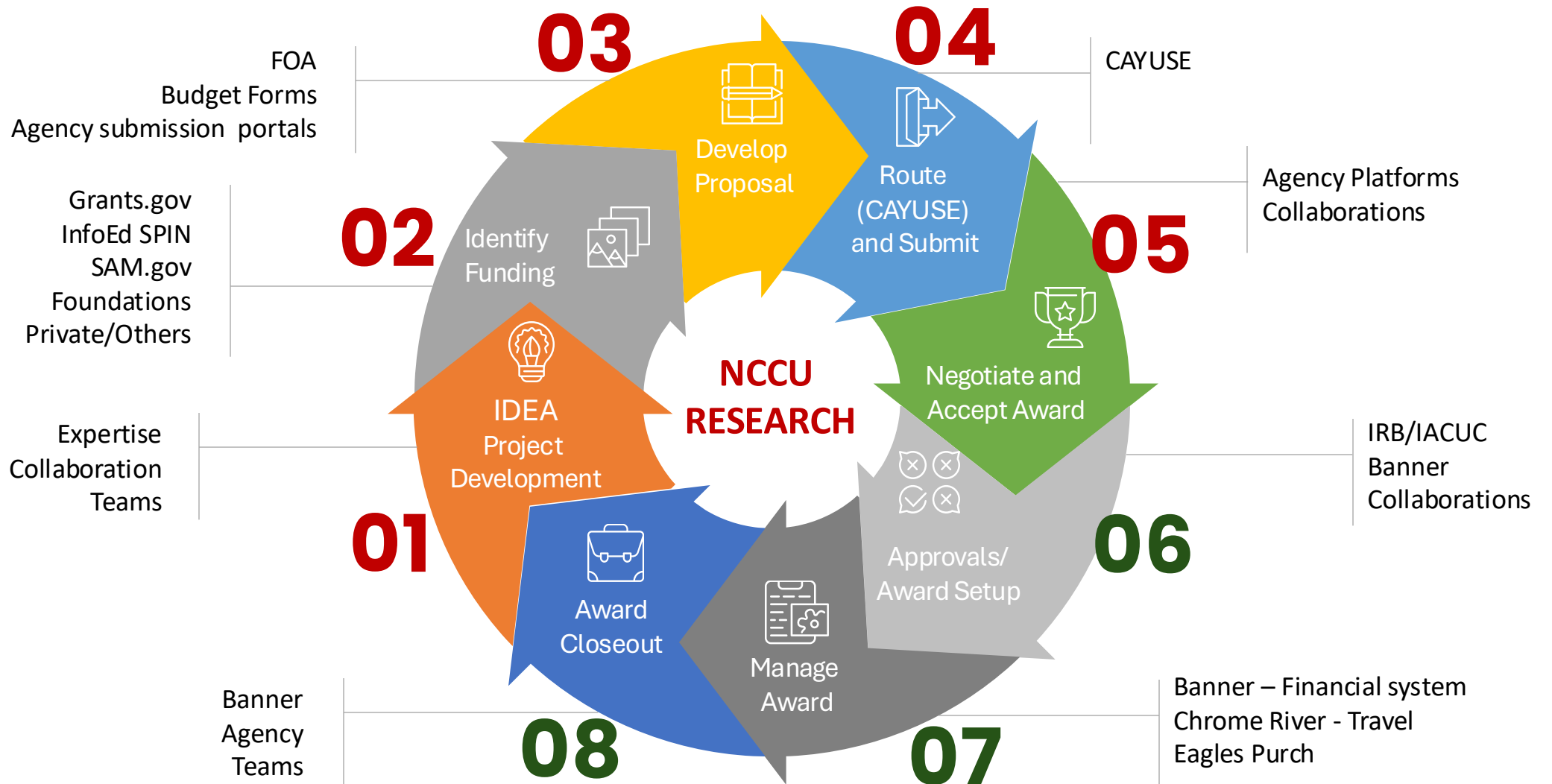
Office of Research and Sponsored Programs

Deepak Kumar, PhD
Associate Provost and Dean of Research and
Sponsored Programs
March 20, 2025

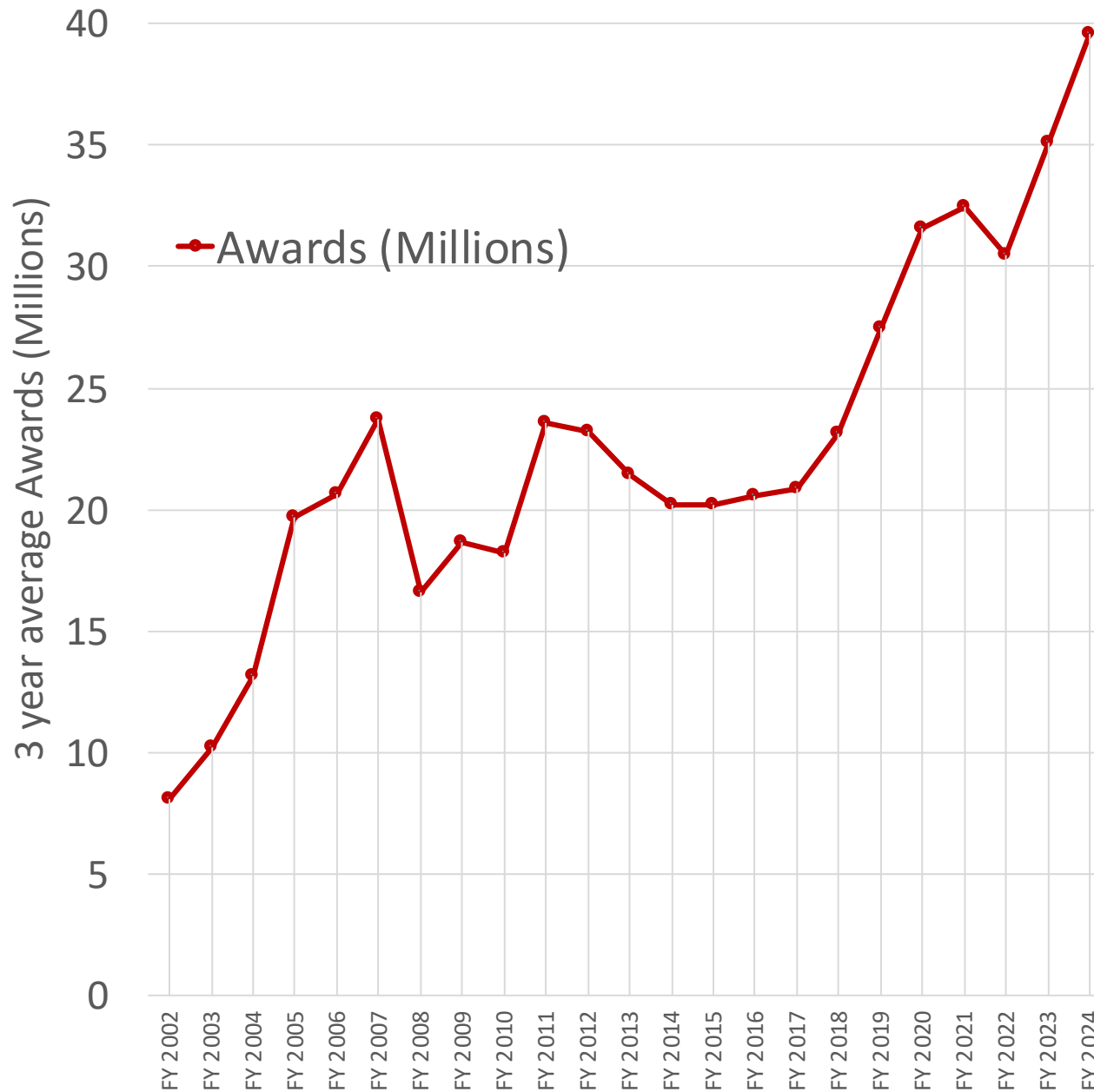


NCCentral
UNIVERSITY

Where Purpose Takes Flight



FUNDING LIFECYCLE



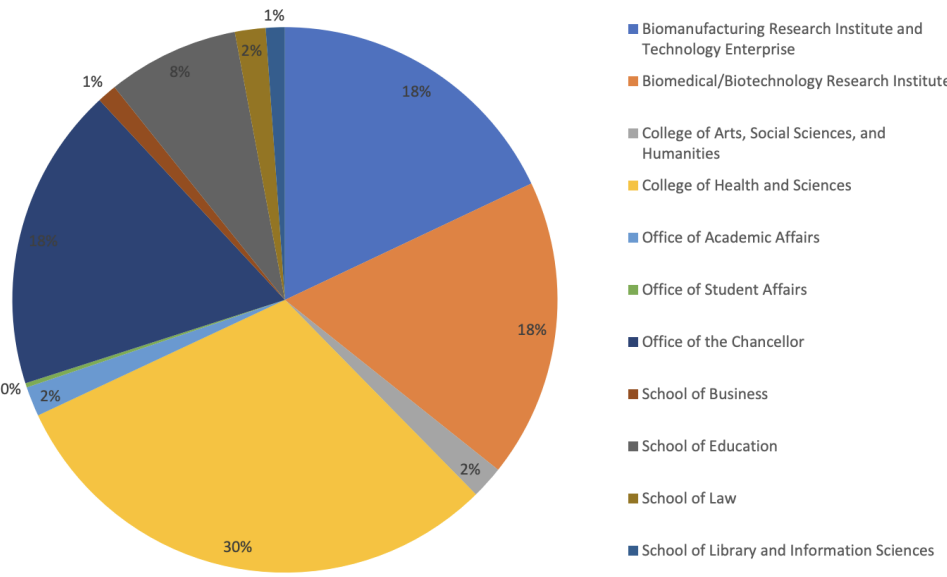
AWARDS
3-year
average

2024 PROPOSALS

OFFICE OF SPONSORED RESEARCH AND PROGRAMS | PROPOSALS

JULY 1, 2023 – JUNE 30, 2024

SCHOOL/COLLEGE/INSTITUTE/UNIT	REQUESTED	PERCENT	NO	INV
Biomanufacturing Research Institute and Technology Enterprise	16,341,799.00	17.98%	16	9
Biomedical/Biotechnology Research Institute	16,115,106.00	17.73%	20	11
College of Arts, Social Sciences, and Humanities	1,760,778.00	1.94%	13	10
College of Health and Sciences	27,632,514.00	30.40%	60	32
Office of Academic Affairs	1,597,994.00	1.76%	3	2
Office of Student Affairs	234,445.00	0.26%	6	5
Office of the Chancellor	16,389,356.00	18.03%	5	2
School of Business	1,050,000.00	1.16%	2	2
School of Education	7,097,395.00	7.81%	14	9
School of Law	1,655,350.00	1.82%	4	2
School of Library and Information Sciences	1,024,969.00	1.13%	2	2
	90,899,706.00	100.00%	145	86

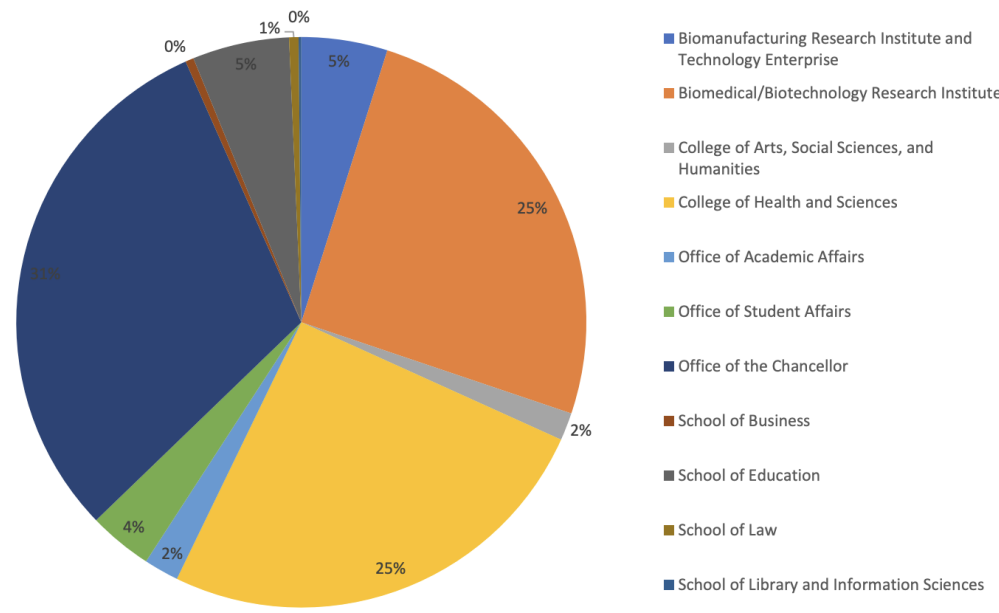


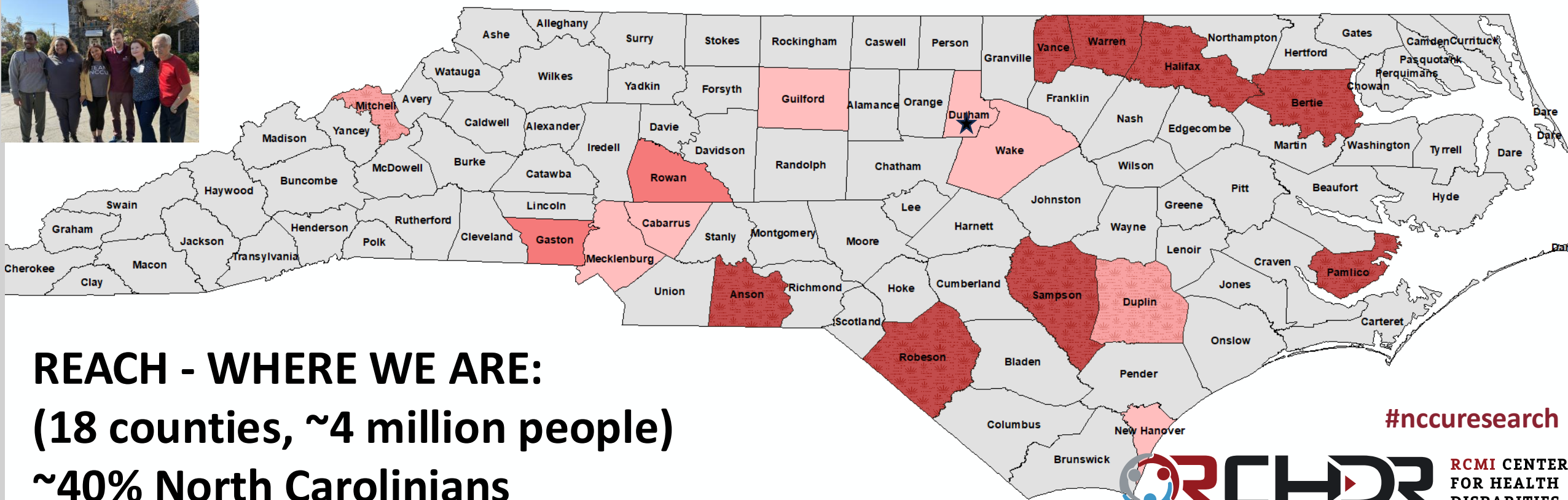
AWARDS

OFFICE OF SPONSORED RESEARCH AND PROGRAMS | AWARDS

JULY 1, 2023 – JUNE 30, 2024

SCHOOL/COLLEGE/INSTITUTE/UNIT	AWARDED	PERCENT	NO	INV
Biomanufacturing Research Institute and Technology Enterprise	2,059,747.00	4.88%	13	5
Biomedical/Biotechnology Research Institute	10,668,093.00	25.30%	17	12
College of Arts, Social Sciences, and Humanities	663,700.00	1.57%	13	5
College of Health and Sciences	10,723,984.00	25.43%	49	34
Office of Academic Affairs	835,610.00	1.98%	3	2
Office of Student Affairs	1,526,361.00	3.62%	13	5
Office of the Chancellor	12,887,711.00	30.56%	3	3
School of Business	199,986.00	0.47%	2	1
School of Education	2,314,654.00	5.49%	10	7
School of Law	227,500.00	0.54%	2	2
School of Library and Information Sciences	62,847.00	0.15%	1	1
	42,170,193.00	100.00%	126	77





#nccuresearch



BUILDING A RESEARCH ECOSYSTEM

01

PRIORITY AREAS

- Strategic plan
- Area of growth of investment
- Health for ALL Research
- Experiential Learning
- Workforce Development

02

FACULTY SUPPORT

- Release time
- Startups, Pilots, Equipment,
- Mentoring and support through U54 and other area programs (CTSA/P30/U54s)

03

SPONSORED PROGRAMS

- Research Development Support
- Flexibility, Training
- Pre and Post Award Support
- Compliance
- Faculty Engagement

04

INTEGRATION WITH INSTITUTIONAL SYSTEMS

- Finance and Administration
- Facilities, Human Resources
- Purchasing, Technology/IT
- Marketing and Communications



THANK YOU!




Approved Waivers for Programs Over 120 Credit Hours

- **College of Arts, Social Sciences and Humanities**
 - B.A. History with a concentration in Comprehensive Social Studies (Council for the Accreditation of Educator Preparation and North Carolina Department of Public Instruction).
 - B.A. in Theatre with a concentration in Dance Education.
- **College of Health and Sciences**
 - B.S. Dual Degree with Physics and Engineering with North Carolina State University.
 - B.S.N. Nursing (Accreditation Commission for Education in Nursing).
- **School of Education**
 - B.A. Elementary Education (Council for the Accreditation of Educator Preparation and North Carolina Department of Public Instruction).
 - B.A. Middle Grades (Council for the Accreditation of Educator Preparation and North Carolina Department of Public Instruction).



BOARD OF TRUSTEES

Peer Institutions Study



Variables for Analysis

Common variables for all institutions

- FTE fall enrollment
- Percent of undergraduate students receiving a Pell Grant
- Undergraduate enrollment as a percent of total enrollment
- Academic program mix (Campus choice by CIP code as a percent of degrees awarded)
- Percent of faculty that are full-time
- Instructional expenditures per FTE

Elective Variables

Elective variables for institutional use (four from the list negotiated)

- Percent underrepresented minority student enrollment
- ACT Composite Score 75th Percentile
- Percent five-year change in fall FTE enrollment
- Percent of undergraduate students that are transfers
- Percent of undergraduate students that are part-time
- Percent of undergraduate students that are 25 and older
- Percent of faculty that are tenured or tenure-track
- Average full professor salary
- Research expenditures per FTE
- Public service expenditures per FTE
- Core operational revenue per FTE (Tuition & Fees – Discounts & Allowances, + State Appropriations)
- Endowment Per FTE

Highlight=variables selected by institution for inclusion in 2020 and 2024 analysis



Peer List Comparison 2020-2024

<u>Institution</u>	<u>State</u>	<u>Cluster Analysis Peer</u>
Alabama State University	AL	Yes
Delaware State University	DE	Yes
Bowie State University	MD	Yes
Morgan State University	MD	Yes
Jackson State University	MS	Yes
Tennessee State University	TN	Yes
Texas A&M University-Kingsville	TX	Yes
Norfolk State University	VA	Yes
Virginia State University	VA	Yes
New Jersey City University	NJ	No

10 Total Peers
1 Peers Off-Cluster
0 Private Peers





Proposed Peer List Comparison 2025-2029

<u>Institution</u>	<u>State</u>	<u>Cluster Analysis Peer</u>
Alabama State University	AL	Yes
Delaware State University	DE	Yes
Bowie State University	MD	Yes
Morgan State University	MD	Yes
Jackson State University	MS	Yes
Tennessee State University	TN	Yes
Texas A&M University-Kingsville	TX	Yes
Norfolk State University	VA	Yes
Virginia State University	VA	Yes
Alcorn State University	MS	Yes

10 Total Peers
1 Peers Off-Cluster
0 Private Peers

Red indicates newly selected peer.



BOARD OF TRUSTEES

NCCU Promotion and Tenure Workflow



NCCentral
UNIVERSITY



Overview

- Promotion and Tenure process is sent to all faculty in February
- Each application is reviewed externally between May and September

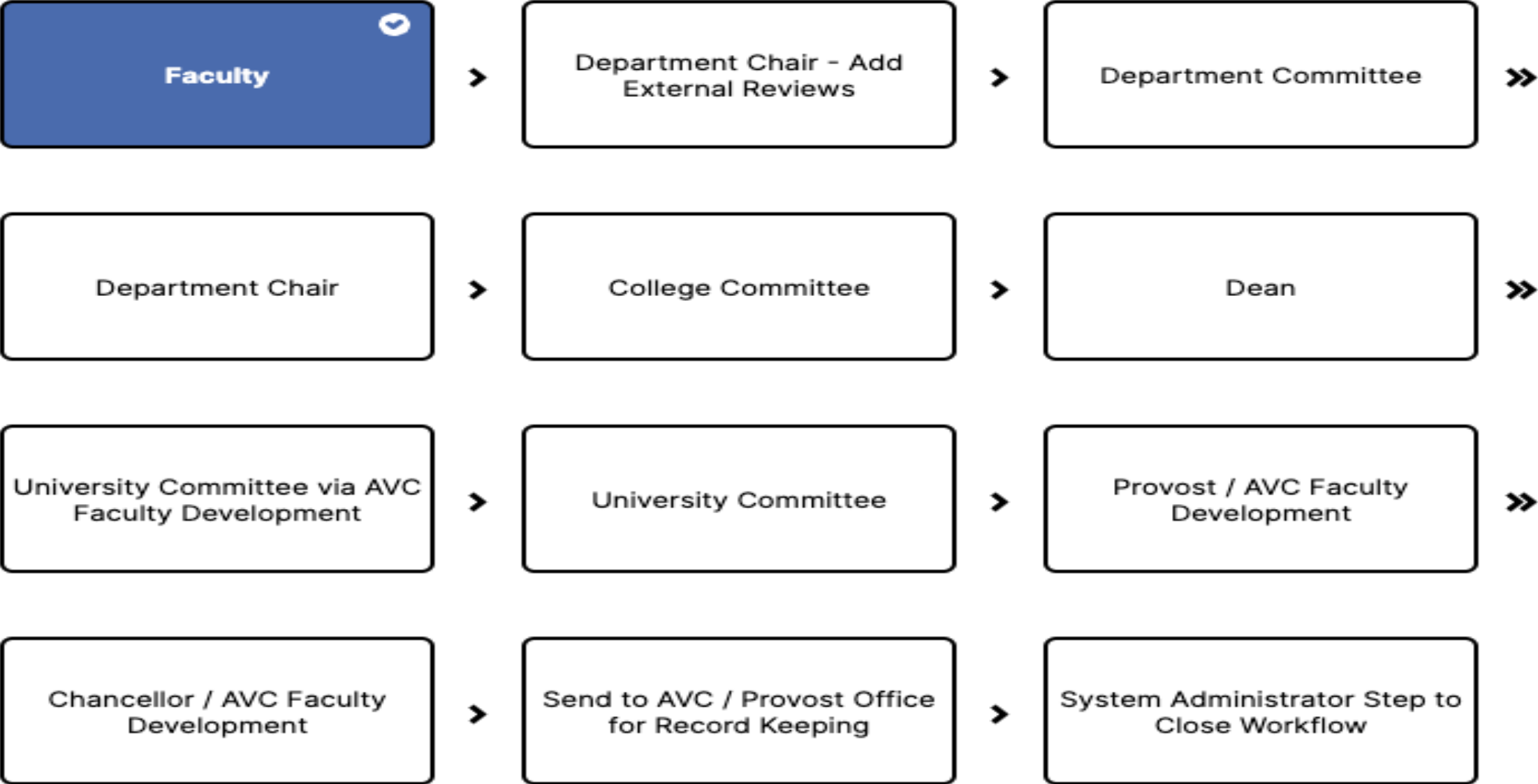


Calendar of Workflow

Evaluation of Portfolios of Three-Year Contract Probationary Faculty Applying for Tenure Only or Promotion with Tenure^{2,3}

Sept. 15, 2024	Portfolios due (11:59 pm)
Sept. 16 - Oct. 6, 2024	Department-level review
Oct. 7 - 27, 2024	College-/school-level review
Oct. 28, 2024 – Dec 1, 2024	University Faculty Portfolio Review Committee (UFPRC) review
Dec. 2 - 15, 2024	UFPRC report to Provost Provost confers with Chair of UFPRC Provost confers with Deans
Dec. 16 - 20, 2024	Provost's recommendations to Chancellor

Promotion and Tenure Workflow





WHERE PURPOSE TAKES FLIGHT

