



Division of Academic Affairs Presentation to the NCCU Board of Trustees



by

Dr. David H. Jackson, Jr.

Provost and Vice Chancellor for Academic Affairs

Wednesday, September 27, 2023

Outline







- **Fall 2023 Enrollment**
- **Sponsored Research Update**
- **Highlights from the Schools and Colleges**
- **Ceatham-White Scholars Update**
- **New Hires on the Provost's Council**

UNC System Enrollment Trends

Campus	Fall 2020	Fall 2021	Fall 2022	Fall 2023	1 Year Difference	% Difference
ASU #	20,023	20,641	20,436	21,274	838	4.10%
ECSU #	2,002	2,054	2,149	2,165	16	0.74%
ECU	28,798	28,021	27,151	26,876	-275	-1.01%
FSU	6,726	6,748	6,787	6,825	38	0.56%
NCAT	12,753	13,322	13,487	13,927	440	3.26%
NCCU #	8,078	7,953	7,553	7,965	412	5.45%
NCSU #	36,042	36,831	36,700	37,317	617	1.68%
UNC CH	30,092	31,641	31,705	32,026	321	1.01%
UNCA	3,363	3,233	2,914	2,922	8	0.27%
UNCC	30,146	30,448	29,551	30,370	819	2.77%
UNCG #	19,764	19,038	17,978	17,739	-239	-1.33%
UNCP	8,263	8,318	7,666	7,614	-52	-0.68%
UNC SA	1,348	1,371	1,351	1,331	-20	-1.48%
UNCW	17,915	18,030	17,843	17,914	71	0.40%
	12,243	11,877	11,635	11,551	-84	-0.72%
WSSU	5,169	5,226	5,004	4,890	-114	-2.28%
Total	242,725	244,752	239,910	242,706	2,796	1.17%

Fall 2023 Census Enrollment; all others are preliminary figures.

First-time Full-time by Residency

First Time in College	Fall 2018	Fall 2019	Fall 2020	Fall 2021	Fall 2022	Fall 2023
In State	848	802	876	843	700	1100
Out-of-State	278	221	334	272	375	365
Out-of-State Threshold	203 	211 	218 	279 	390 	378 
Total	1,126	1,023	1,210	1,115	1,072	1465

The original BOG Out-of-State threshold was 18% of the incoming FTFT class. BOG changed it to 25% of the incoming FTFT class as of Fall 2021 for certain UNC System schools including NCCU. The BOG changed it again to 35% of the prior class beginning with Fall 2022 for certain UNC System schools including NCCU.

Student Level and Program Type

Student Level	Campus-Based Program	Distance Education Program	Total
Undergraduate	4,867	540	5,407
Masters	832	669	1,501
Law	432	n/a	432
PhD	16	n/a	16
*Unclassified	521	88	609
Total	6,668	1,297	7,965

**Non-degree seeking students (i.e. visiting students, Early College)*

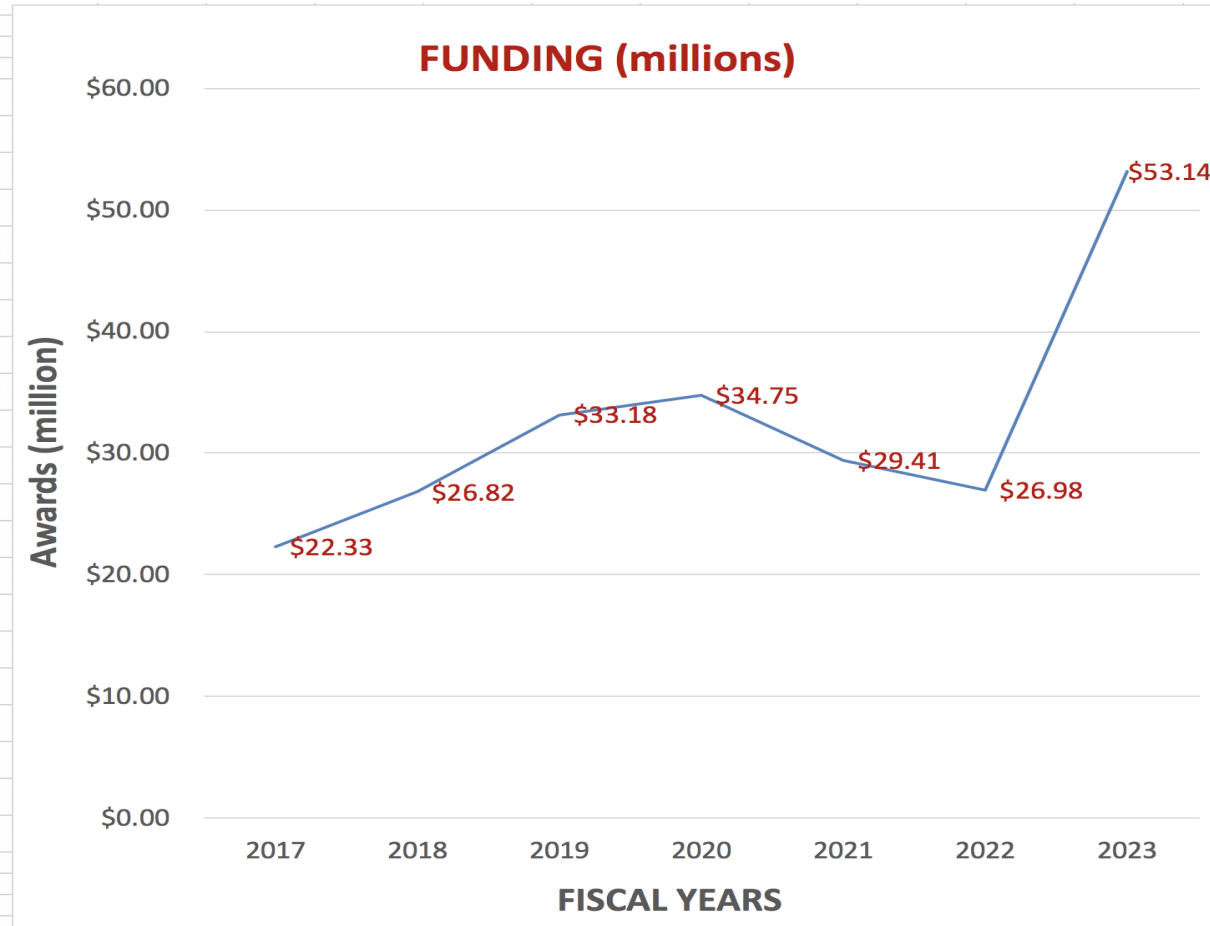
Fall to Fall Retention Rates

First Time in College	Fall 2019 Cohort	Fall 2020 Cohort	Fall 2021 Cohort	Fall 2022 Cohort
First-time, Full-time, Degree-Seeking UG	77.8%	73.6%	76.4%	75.4%
First-time, Part-time Degree-seeking UG	25.0%	22.7%	53.3%	71.4%
All First-time, Degree-seeking UG	77.7%	72.9%	76.1%	75.3%

Sponsored Research Awards 2017 - 2023

FY	FUNDING
YR 2017	\$22,329,520.00
YR 2018	\$26,820,365.00
YR 2019	\$33,177,922.00
YR 2020	\$34,753,226.00
YR 2021	\$29,410,177.00
YR 2022	\$26,977,627.00
YR 2023	\$53,135,316.00

FY	FUNDING (millions)
2017	\$22.33
2018	\$26.82
2019	\$33.18
2020	\$34.75
2021	\$29.41
2022	\$26.98
2023	\$53.14



Academic Affairs Highlights

- **College of Health and Sciences**

- Departments of Mathematics and Physics and Biological and Biomedical Sciences received a \$2.9 million dollar grant from the National Science Foundation to advance research, academics and entrepreneurship in STEM.
- The NCLEX pass rate for traditional students in the Department of Nursing was 94% for May 2023, compared to 61.54% for May 2022. The pass rate for December 2022 graduates of the accelerated program was 92%, compared to 100% for December 2021.
- Department of Chemistry and Biochemistry established a 3+2 program in packaging with Michigan State University.

- **School of Education**

- Dr. Alyx Beckwith, Counseling Faculty, named Engaged Faculty Scholar by North Carolina Campus Engagement.
- Dr. Regina Gavin-Williams, Counseling Faculty, appointed chair of the State Youth Council by Governor Cooper. As chair, Dr. Gavin-Williams will host the State Wide Leadership Day Conference for the State Youth Council October 7, 2023 at NCCU/SOE.



Academic Affairs Highlights

- **School of Business**

- Cybersecurity program designated as a Center of Academic Excellence (CAE) for Cyber Defense by the National Security Agency and the Department of Homeland Security. The CAE designation is awarded to academic institutions that meet stringent criteria set forth by the National Security Agency.
- Cybersecurity program received a \$150,000 grant from the National Science Foundation to develop a GenCyber Camp for underrepresented high school students.
- The Information Technology program will officially be named the Lowe's Bachelor of Science in Information Technology Program.
- In June, four students participated in the Institute of Design at Stanford University's Innovation Fellows Program.
- Dr. Beverly Bryant received the Joe Perdue Memorial Award for her outstanding contributions and efforts in advancing the mission of the Accreditation Commission for Programs in Hospitality Administration (ACPHA).
- Offered four summer camps in the areas of entrepreneurship, financial education, accounting, and cybersecurity. Campers were engaged in real-world learning experiences, student interactions, enriching activities, and campus tours.




Academic Affairs Highlights

- **University College**

- Aspiring Eagles Academy prepared 60 new first-time freshmen during summer 2023.
- Average cumulative GPA for the Aspiring Eagles after summer 2023 courses was 3.8.

- **School of Library and Information Sciences (SLIS)**

- SLIS received grants from the National Institutes of Health; Benton Institute for Broadband and Society; and the NC State Friday Institute/NC Department of Information Technology
- SLIS faculty were accepted to the American Association of Colleges and Universities' inaugural Institute on Digital Equity.
 - Seven month engagement designed to accelerate the work of teams pursuing digital equity on their campus and in their community. Members of the NCCU/SLIS team are Ezezi Ogbo, Patrice Walker, Christopher Lawson, and Siobahn Grady.
- Dr. Ezezi Ogbo has been invited to present at the following conferences this fall:
 - The Research Conference on Communications, Information, and Internet Policy in Washington, DC, September 22-23. Presentation title - "If we build it, will they come?"
 - Digital Inclusion Research Forum in Dallas, Texas, October 12-13. Presentation title - "Uptake and Impact of Digital Inclusion Programs."



Cheatham-White Scholars Update

- Fall 2023 cohort
 - 20 students
 - Largest cohort
 - Average high school GPA of 4.266
 - Annual Teambuilding Retreat at Pisgah Forest held August 6-10, 2023
- Currently have 50 Cheatham-White Scholars on campus, our largest number in the history of the program.
- New program director
 - Ms. Starlett Mack



Academic Affairs Welcomes



Dr. Karen Keaton Jackson

Interim Associate Provost for Academic Programs and Undergraduate Research



Dr. Zack Underwood

Dean, University College



Dr. Patrick Roughen

Interim Dean, School of Library and Information Sciences

Discover what's Central to you.

