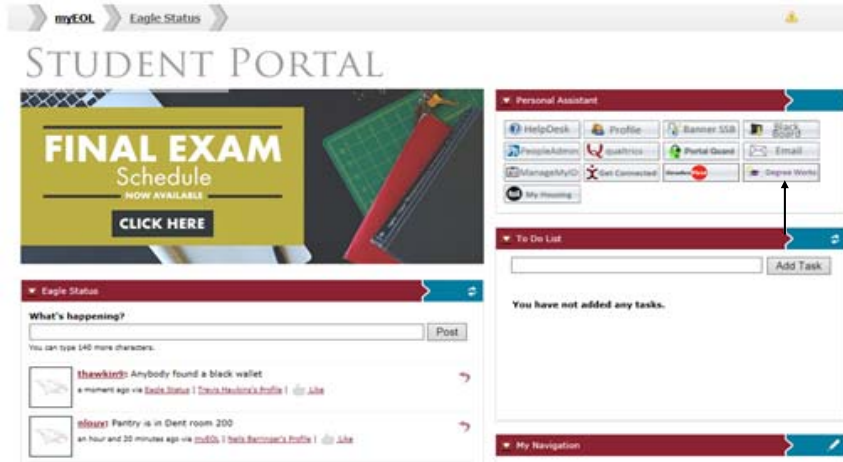



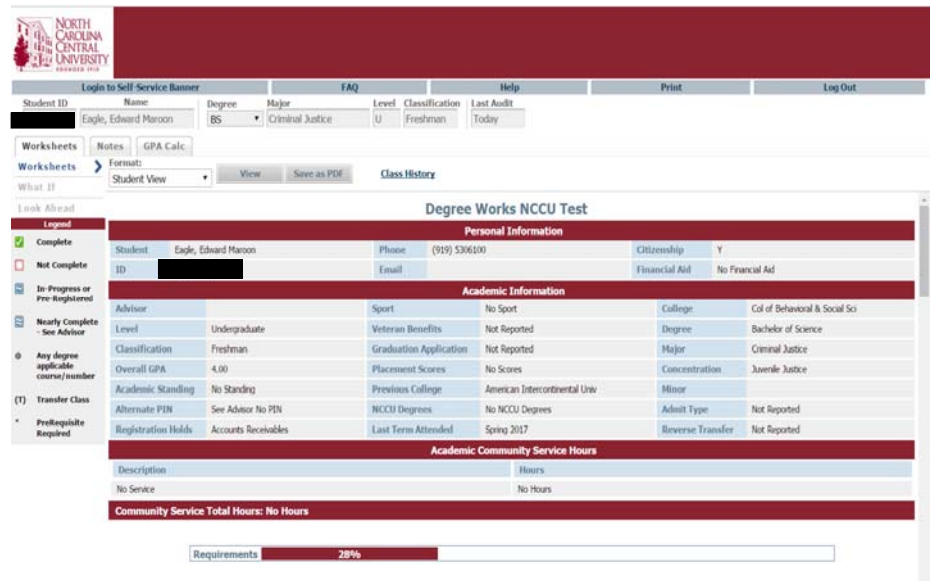
North Carolina Central University DegreeWorks Step By Step Guide

1. Login to *<Eagles Online (MyEOL)>*.



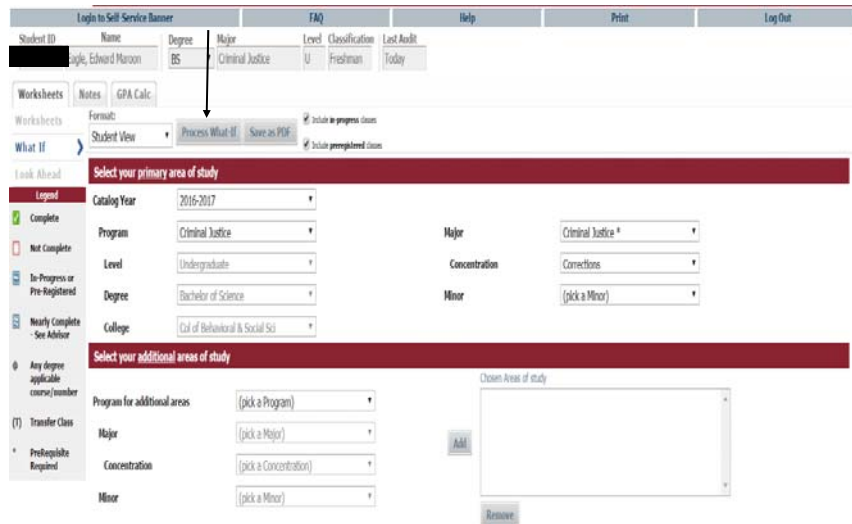
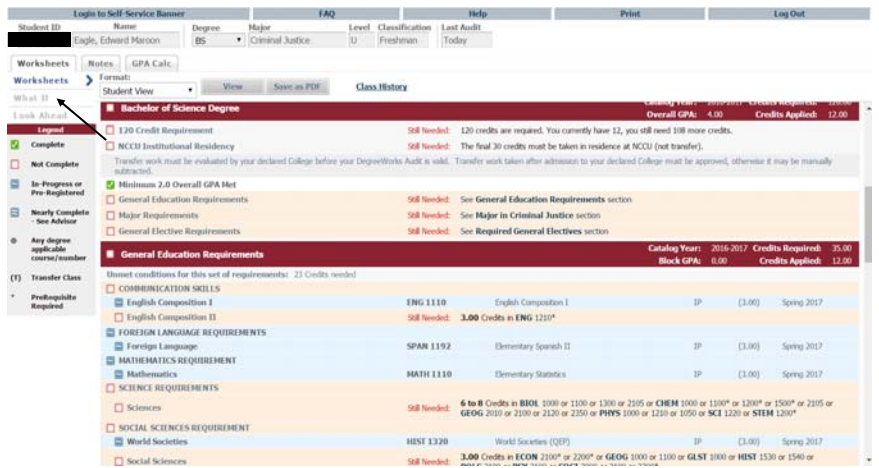
2. Select the *<DegreeWorks>* link under the Personal Assistance box.

3. You should now be viewing your *Degree Audit* worksheet.



North Carolina Central University DegreeWorks Step By Step Guide

4. To Run a "What-If" audit (add/change a major, concentration, or minor), select the **<What If>** link on the left side of the screen in **<GRAY>** under the **Worksheets** header.



5. Select the following (required to properly run):

- a. Catalog Year
 - b. Program/Major
- (* means you must choose a Concentration)
- a. Minor
 - b. Select **<Process What-If>**

6. You should now be viewing your **What-If Degree Audit** worksheet.

For Questions regarding your Degree Audit, please contact your Academic Advisor.

For FAQs just click the link at the top of your Degree Audit Worksheet.

For Help (Locked Out?) just click the link at the top of your Degree Audit Worksheet.

